





Slide connector block to passenger side to remove from axle tub




Slide red locking tab towards rear bumper



Remove fuel filler tube with slot screwdriver or appropriate socket



Penetrating oil and a wire wheel will make these 15 mm nuts easier to take off with a deeper than normal socket



Where to find the bolts that hold armour and the fuel tank



Support armour and tank with jack stands, jack etc before releasing bolts



Difficult to reach front 18 mm passenger side bolt does not require removing drive shaft if you have right wrench



Driver's side rear wheel bracket. This is the rusted corner.



Passenger size middle bolt and bracket



Passenger side rear bolt and bracket